



CHATEAUNEUF-DU-PAPE KEY FIGURES

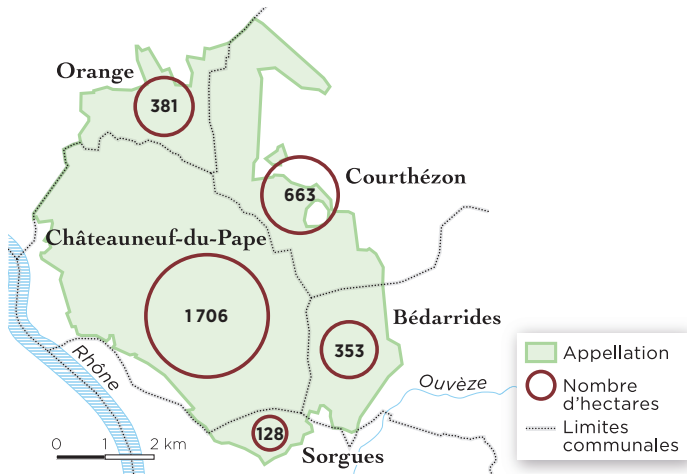
PRODUCTION

3 132 ha area in production in 2021

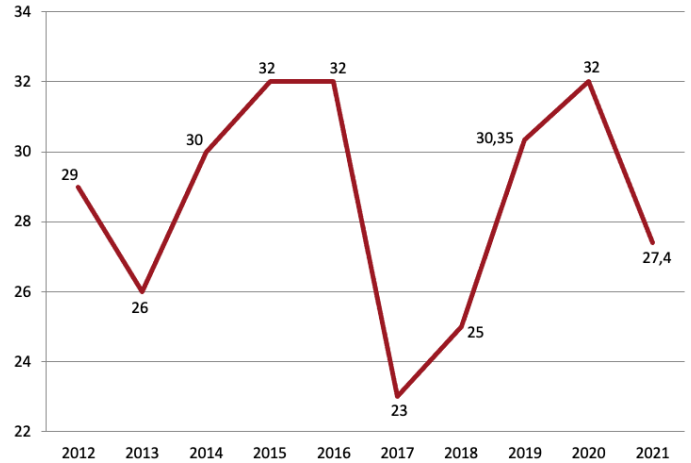
5 towns

311 harvest declarations for 280 wineries producing Châteauneuf-du-Pape (30 sharecroppers)

Repartition of vineyard area by towns (in hectares)



Annual yield (hl/ha)

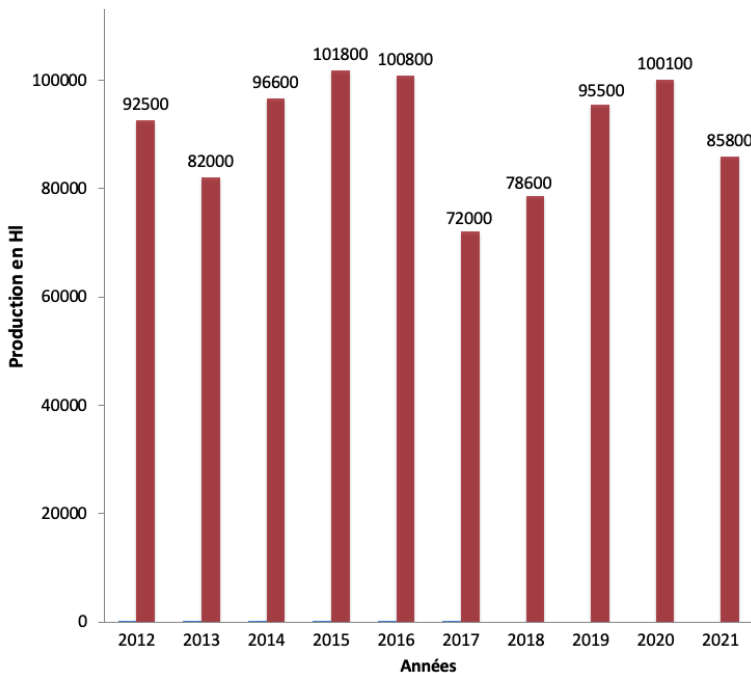


Average annual yield over the 10 last years (from 2012 to 2021): **28,7 hl/ha**

Repartition between red and white wine

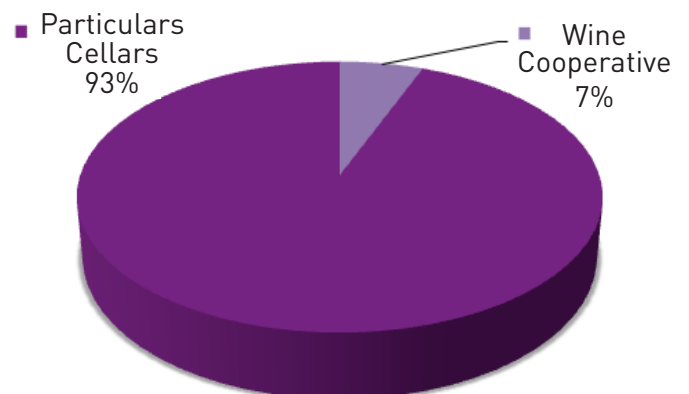


Annual harvest (in hl)



Average annual harvest over the 10 last years (from 2012 to 2021): **90 570 hl**

Production





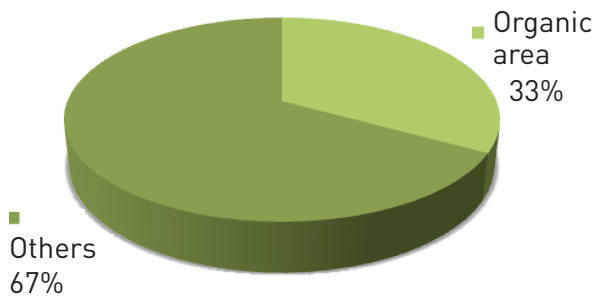
CHATEAUNEUF-DU-PAPE KEY FIGURES

Organic certification

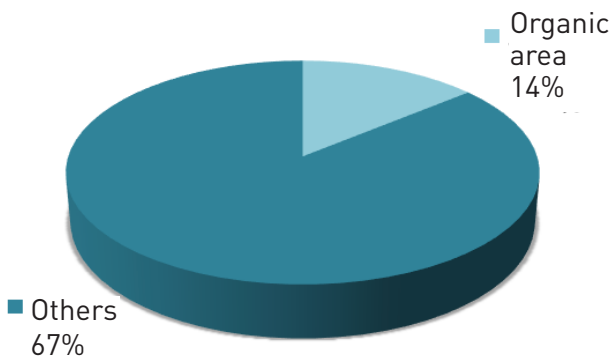
33% of Châteauneuf-du-Pape AOC area is conducted organically vs 14 % in the French vineyard.

60% of the vineyard is protected against cluster roller by spreading pheromones (sexual confusion)

Châteauneuf-du-Pape Vineyard



French Vineyard (source : Agence bio)



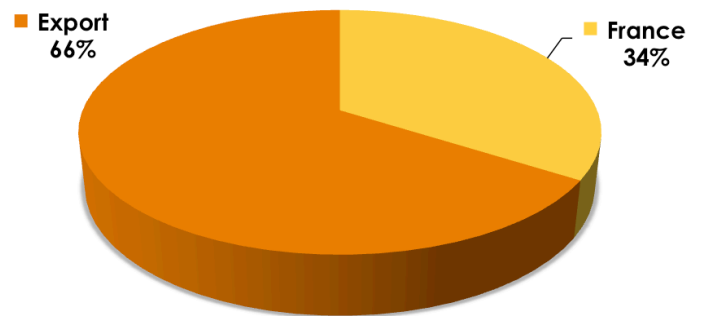
SALES

Around **12.500.000 bottles** sold each year

EXPORT

Exports accounted for 66% of sales or the equivalent of 8,5 millions of bottles

Distribution of sales
France / Export



Distribution of export sales 2020 (in volume)
(sources : French Customs)

